



# Spooky colouring and craft activities for Halloween

Share your creativity on our social channels

 [@MapedHelix](https://www.facebook.com/MapedHelix)  [@maped\\_helix](https://www.instagram.com/maped_helix)

[www.mapedhelix.co.uk](http://www.mapedhelix.co.uk)






[www.mapedhelix.co.uk](http://www.mapedhelix.co.uk)  
The website for creative families

Find clever advice, fun and creative activities and many other surprises to inspire creativity with your children.

**Maped Helix has created a spooky Halloween themed activity book, illustrated by Valérie Lavallé.**

Simply print out the activity book, one sided on white paper. You will need: colouring pencils, felt pens and scissors.


**Have fun!**





# Paper Mandalas

- 1 Colour the 2 Mandalas
- 2 Cut out the circles
- 3 Glue the circles back to back
- 4 Hang the Manala by the small hole at the top



# Shadow game

Circle the correct shadow that matches Wendy the Witch.



# Maze

Help Wendy find her cat.



# Spot the difference

List the 7 differences.

1 .....

2 .....

3 .....

4 .....

5 .....


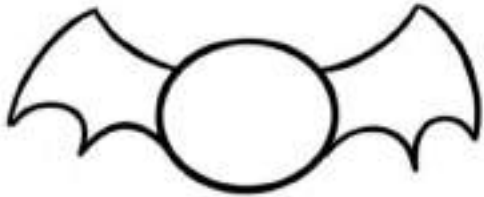

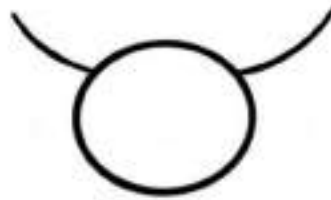

6 .....

7 .....



# Learn to draw

Sweetie the bat





# Learn to draw

Wendy the witch



# Puzzle

Find which room Sweetie the bat is hiding in by following the clues below.



- The window has no curtains
- The room is surrounded by two other windows (one right, one left)
- It's not on the top floor of the castle
- It is in a tower with a chimney
- There's a cobweb on the bedroom window

# Pumpkin Pairs

Find the pairs of Pumpkins and connect them.  
Circle the odd one out!





# Paper bats

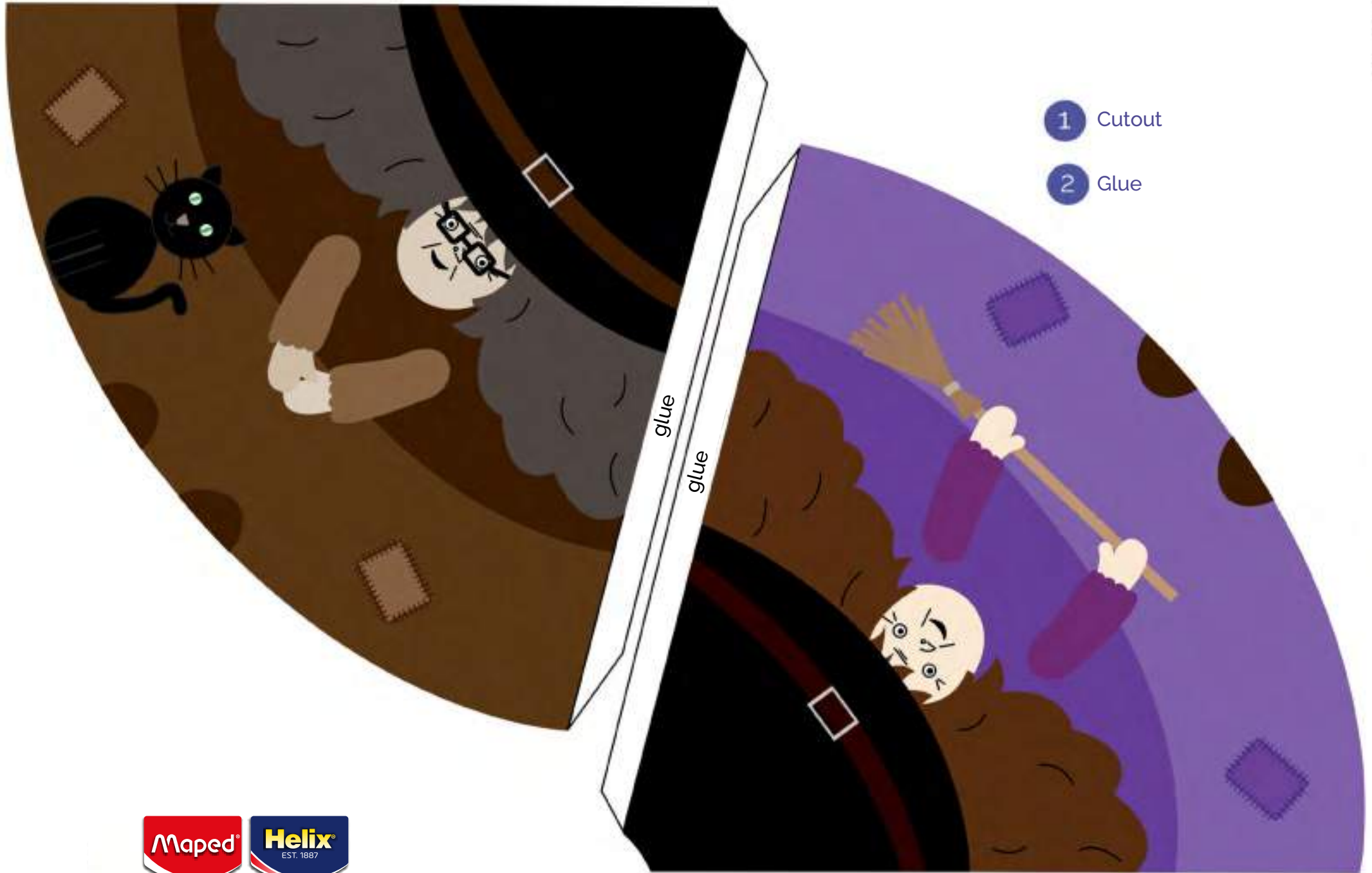
Make two bats.

1 Cut out

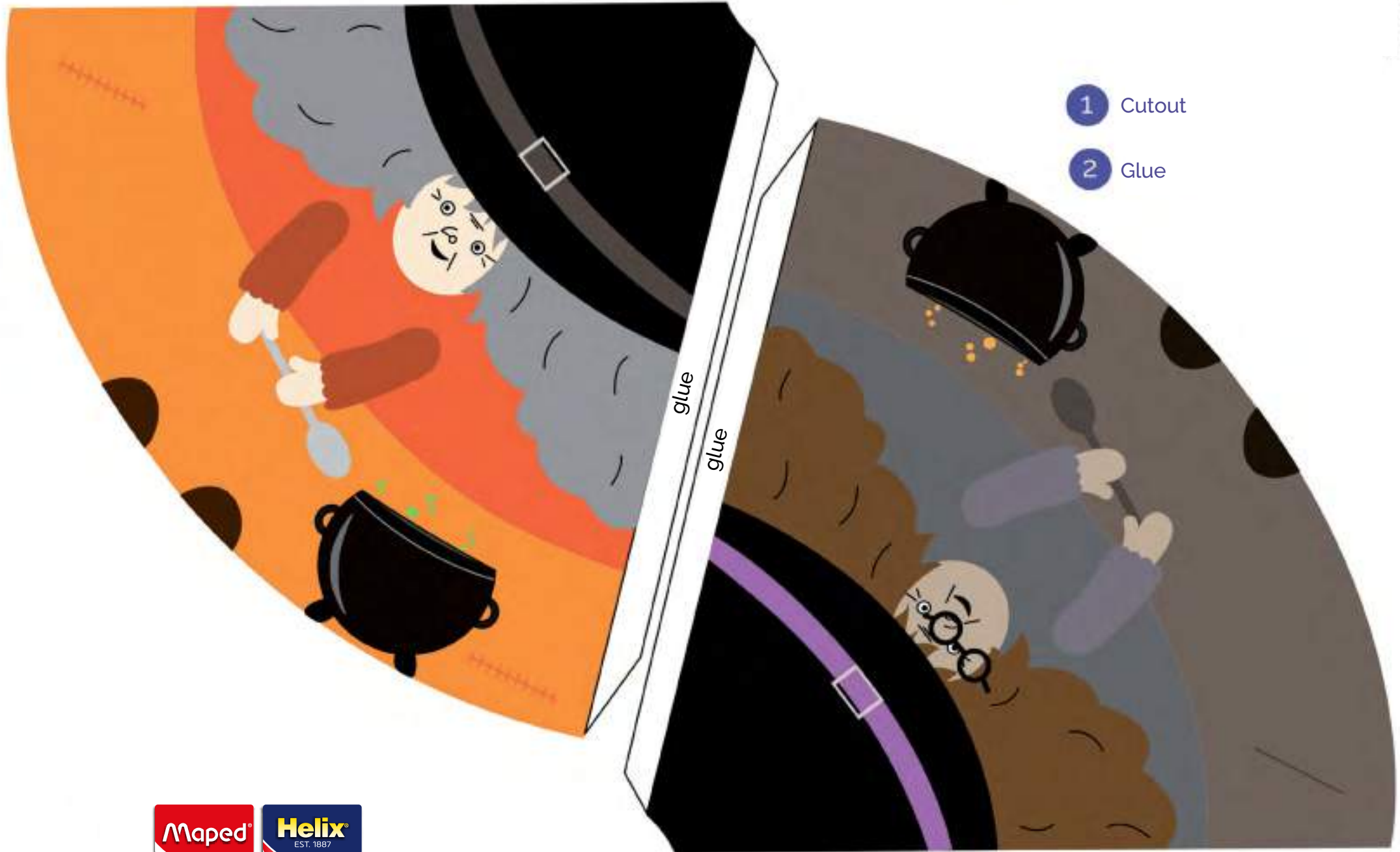
2 Glue



# Paper witches

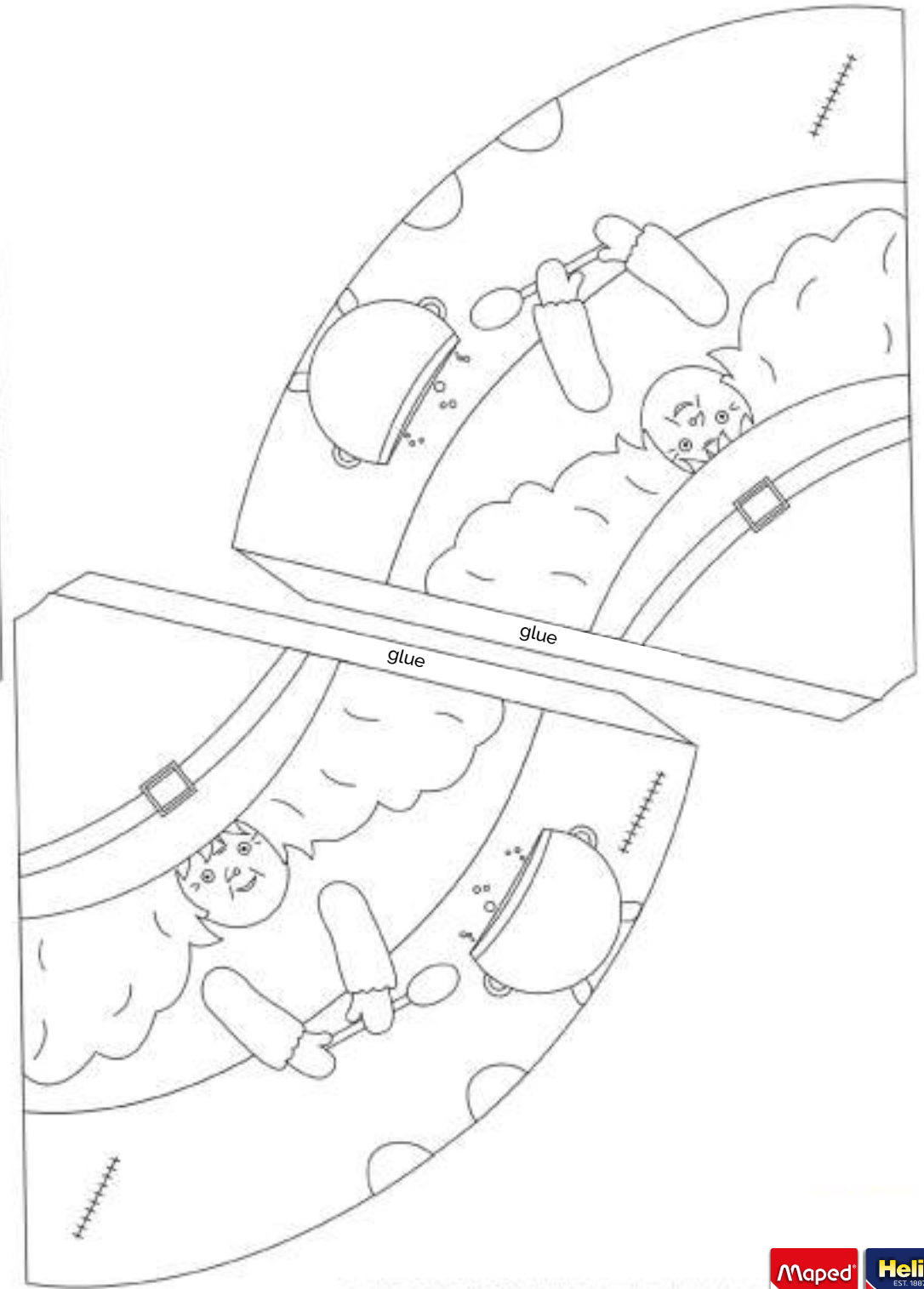



# Paper witches



# Little paper witches

- 1 Colour
- 2 Cutout
- 3 Glue



# Answers

